



VCS Dress Code Policy and Deltona Middle School Procedures



BASIC REQUIREMENTS

- Blue, gray, orange, black or white collared, polo-style shirt or oxford style button down shirt
(short- or long-sleeved; small logo acceptable)
- Navy blue, gray, black or tan pants, shorts (mid thigh to knee), capris, skorts, jumpers or jeans (no leggings or jeggings)
- Shoes—closed toe and closed heel

Students may wear:

House Shirts on Tuesdays.

Academy Shirts on Wednesdays.

School Spirit Shirts on Fridays.



Other Important Things to Know:

- Clothing must not be see-through or have any tears, even if no skin shows through the tears.
- Hats, hoods and sunglasses may not be worn.
- Please come to school in dress code everyday.
- Rips, tears, skin-tight and revealing clothing is not permitted.
- All clothing should be worn as intended.
- Clothing, jewelry, or accessories that display inappropriate symbols or messages are not permitted.



Deltona Middle School Dress Code Procedures

- 1st violation - written warning requiring parent signature
- 2nd violation - parent phone call and inappropriate clothing must be exchanged for school shirt/shorts for the day
- 3rd violation - lunch detention and school clothing worn for the day
- 4th violation - discipline referral for insubordination, after school detention
- 5th+ violation - discipline referral for insubordination, in school suspension (ISS)



Cafeteria Procedures



Going to the Cafeteria...

- When the bell rings, go directly to the cafeteria or patio; remember you only have 30 minutes to get your lunch and eat!
- There is plenty of food for everyone & plenty of time for everyone to eat, so there is no need to run!
- Get in a line right away & stay in line until you have your food.

I've got my food...

- After you get your food, go directly to your seat of choice.
- You can choose to eat inside or outside on the patio.
 - Once you have decided, you are not allowed to go back and forth from the café to the patio - **CHOOSE WISELY!**
- Once you have chosen a seat, you must remain in that seat - no changing seats or walking around.

Do you have a teacher pass for lunch tutoring?

- You must have a pass in your hand to leave the cafeteria.

You may NOT leave the cafeteria to go get a pass.

- Once you have your food, go to the stage with your pass. You will need to show the administrator your pass and sign out.
- After you sign out, go directly to the teacher's classroom and do not leave until the end of the lunch period.



Appropriate Language



Types of Language

- There are several types of language we use
 - ✓ Language around the house
 - ✓ Language at church or at Grandma's house
 - ✓ Language in a public place
 - ✓ Language with friends

We would not use the same language with our parents, pastor, store clerk or grandmother that we would use with our friends. At school, you should use the same language that you would use at church, restaurant, store or with your grandparents.



Profanity Policy

The use of profanity will not be tolerated.

- Profanity on campus will result in consequences, varying from parent phone call to in-school suspension.
- If you use profanity directed at a teacher or another school employee, you will be suspended out of school, with a parent conference to follow.
- Using language that isolates or insults people on the basis of race, gender, sexuality or ethnicity will NOT be tolerated.
- Be respectful of yourself and others. Choose your words wisely.



Why is there such a strict policy on Profanity?

We, at Deltona Middle want our students... that's YOU... to grow and mature to be strong contributing citizens of our community. To help us help you, we are beginning with the use of appropriate language at school.

There are several appropriate, alternative words that you can use when frustrated or angry. We challenge you to use those words on a regular basis. For example...

-heck

-freak or freakin

-shoot

-darn or dang

-crap

-fudge

DELTONA MIDDLE SCHOOL



Electronic Devices and Hallways



Technology

- **Electronic devices are not permitted unless approved by administration for academic purposes only (BYOT).**
- When approved, devices must be used as intended. Students may NOT charge personal devices at school.
- Cell phones are not to be used on school grounds unless approved by administration. If you need to contact a family member, please see an adult. If there is an emergency, parents must call the front office, NOT a student's cell phone.
- **If you have your cell phone, earbuds or headphones out, THEY WILL BE CONFISCATED.**
- Understand that when you bring any electronic device onto school grounds, you risk the possibility of that item being confiscated or worse - stolen.



Hallways

Walk quickly, but do not run...

- Walk quickly in the direction you need to go to get to class.
- Walk on the right-hand side of the sidewalk or hallway.
- Walking in a large group that spans across the whole hallway blocks others. Be sure to share the space.
- Use level one voices while walking through hallways.
- Keep your hands, feet, and comments to yourself.
- Remember to treat others with respect.



Hallway Passes

Restroom Passes:

- If you are in the hallway during class time, you **MUST** have a pass.
- Be sure to use the closest/appropriate restroom for your grade and location.
 - 6th Grade – yellow hallway (100 hallway)
 - 7th Grade – green hallway (building 9)
 - 8th Grade – blue hallway (building 10)
 - Portables – portable restroom
- If you are out of class on a pass, be sure to go directly to your destination and then quickly return to your class – no “hanging out” in the restrooms or hallways.

DELTONA MIDDLE SCHOOL



Tardy Policy



What is a tardy?

- You have 5 minutes to get from one class to the next.
- When the bell finishes ringing, you should be in your classroom, seated and ready.
- If you are still standing outside the door when the bell finishes ringing, you are Late (Tardy)!
- A quick “hello” to friends is all you have time for between classes.



Tardy Policy

- Tardies are tracked weekly
- 3-5 times in a week = lunch detention
- 6-7 times in a week = tardy referral with after school detention
- 8+ times in a week = discipline referral for insubordination with 1 day of In-School Suspension



Tardy Policy

- After being assigned ISS for the 3rd time in one grading period, each tardy related discipline referral for the remainder of the grading period will result in 1 day of Out-of-School Suspension for insubordination.
- A parent conference may be scheduled to create a Tardy Contract for the student.



Before & After School Procedures

Where do I go in the morning?

- If you eat breakfast, go to the cafeteria immediately upon arrival. When done eating, go to your waiting area.
- Waiting Areas
 - 6th grade - media hallway
 - Sit against the wall or lockers
 - 7th grade - art hallway
 - Sit against the wall or lockers
 - 8th grade - gym
 - Sit on the bleachers
- Once you arrive at your waiting area, you will not be allowed to leave.
- If you want to eat breakfast, you need to go directly to the cafeteria. Once you are in your waiting area, you will not be allowed to leave to go to breakfast.

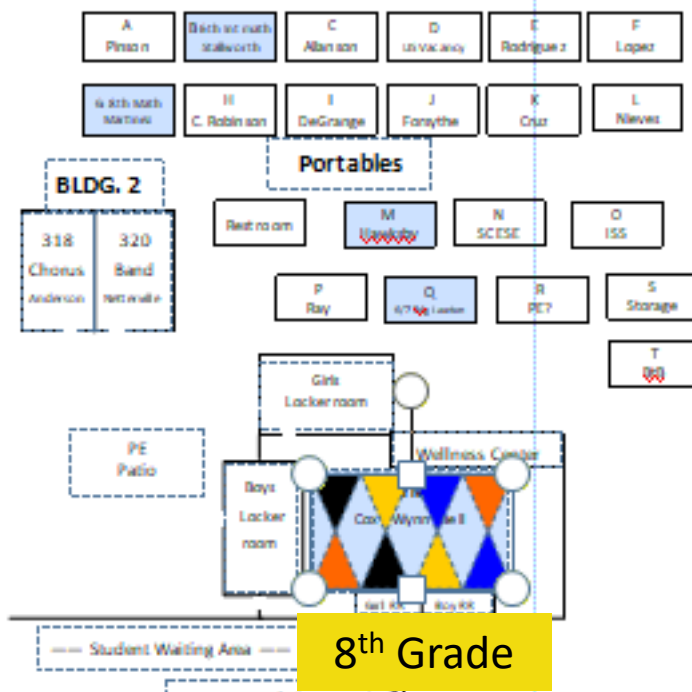
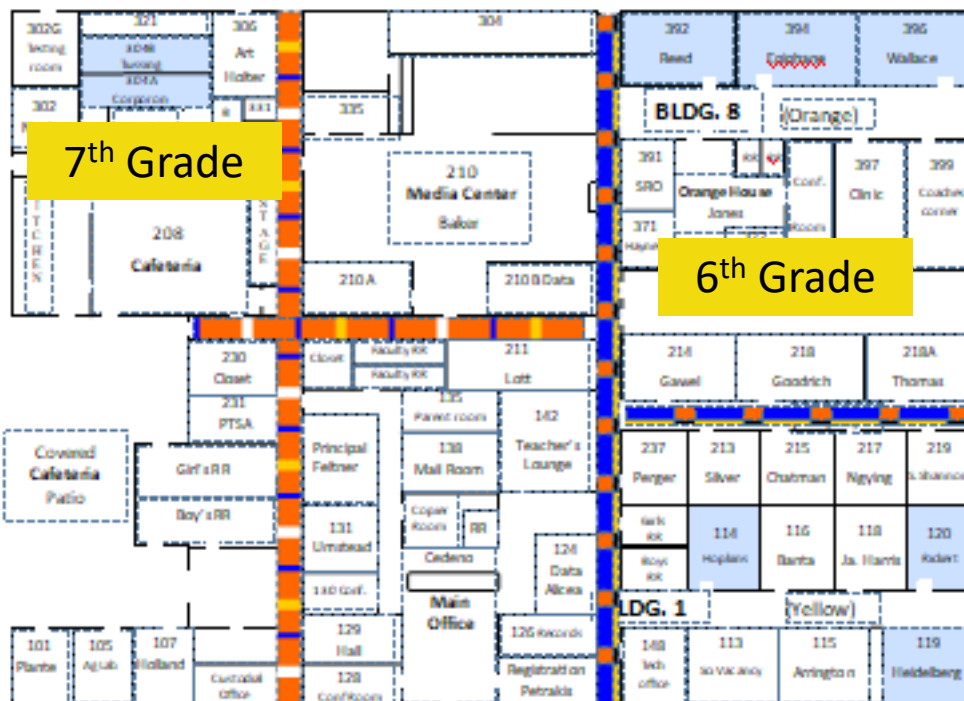
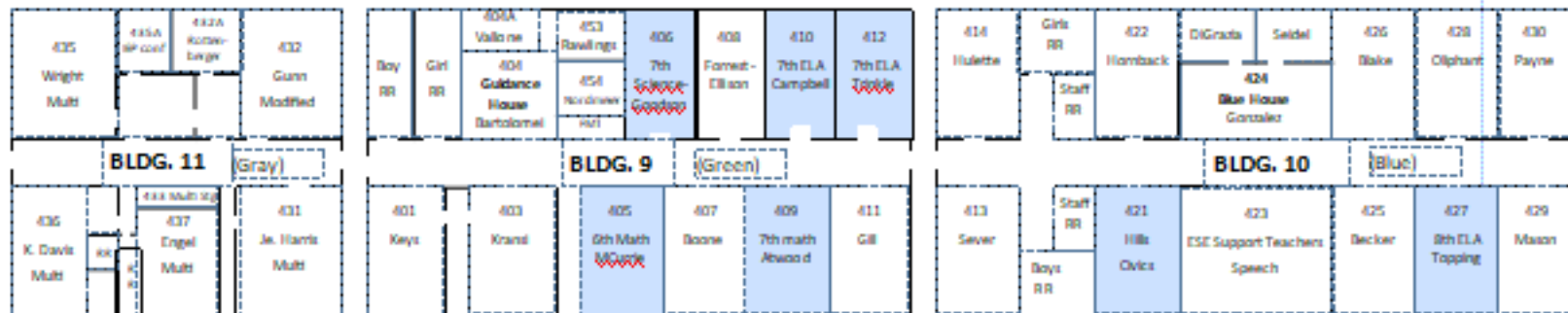
2019-2020

Track

Storage Shed

To Barn

Morning waiting areas...



Bus Straight Away

Deltona Blvd.

DeBary Blvd.

What's for breakfast?

- Breakfast lines open at 8:50am and lines close at 9:15am.
- Wait in line on the patio or in the inside hallway. If you are not in line for breakfast, you **MUST** be in your grade level waiting area.
- When you finish eating, throw away your trash and go to your designated waiting area.
 - If the bell rings while you are still eating, throw away your trash and go directly to 1st period.
- **NO FOOD OR DRINKS MAY LEAVE THE CAFETERIA!**

Time to go home!

• Bus Riders - LISTEN TO THE ANNOUNCEMENTS

- If your bus number is called on the afternoon announcements (DISMISS AT 4:17PM), go directly to the bus straightaway or bus circle. The 1st group of busses will leave 10 minutes after the bell, so make sure you hurry!
- If your bus number is NOT called (DISMISS AT 4:19PM), go directly to the cafeteria. When your bus arrives, the number will be called, then you will be dismissed to the bus straightaway or circle.

• Parent Pick-Up - DISMISS AT 4:15PM

- If you're being picked-up, report to the Parent Pick-Up Area in front of the gym.
- It is important for you to quickly go to Parent Pick-Up so that other parents can enter the loop as students are picked up.

• Walkers & Bike Riders - DISMISS AT 4:15PM

- You should leave campus immediately - no hanging around.

• After School Tutoring/Activities:

- If you are staying for an afterschool activity, you should immediately report to the activity sponsor's classroom/area.

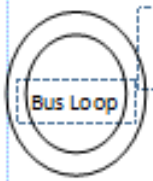
Deltona Middle School Map 2019-2020

Updated 8/7/19



Storage Shed

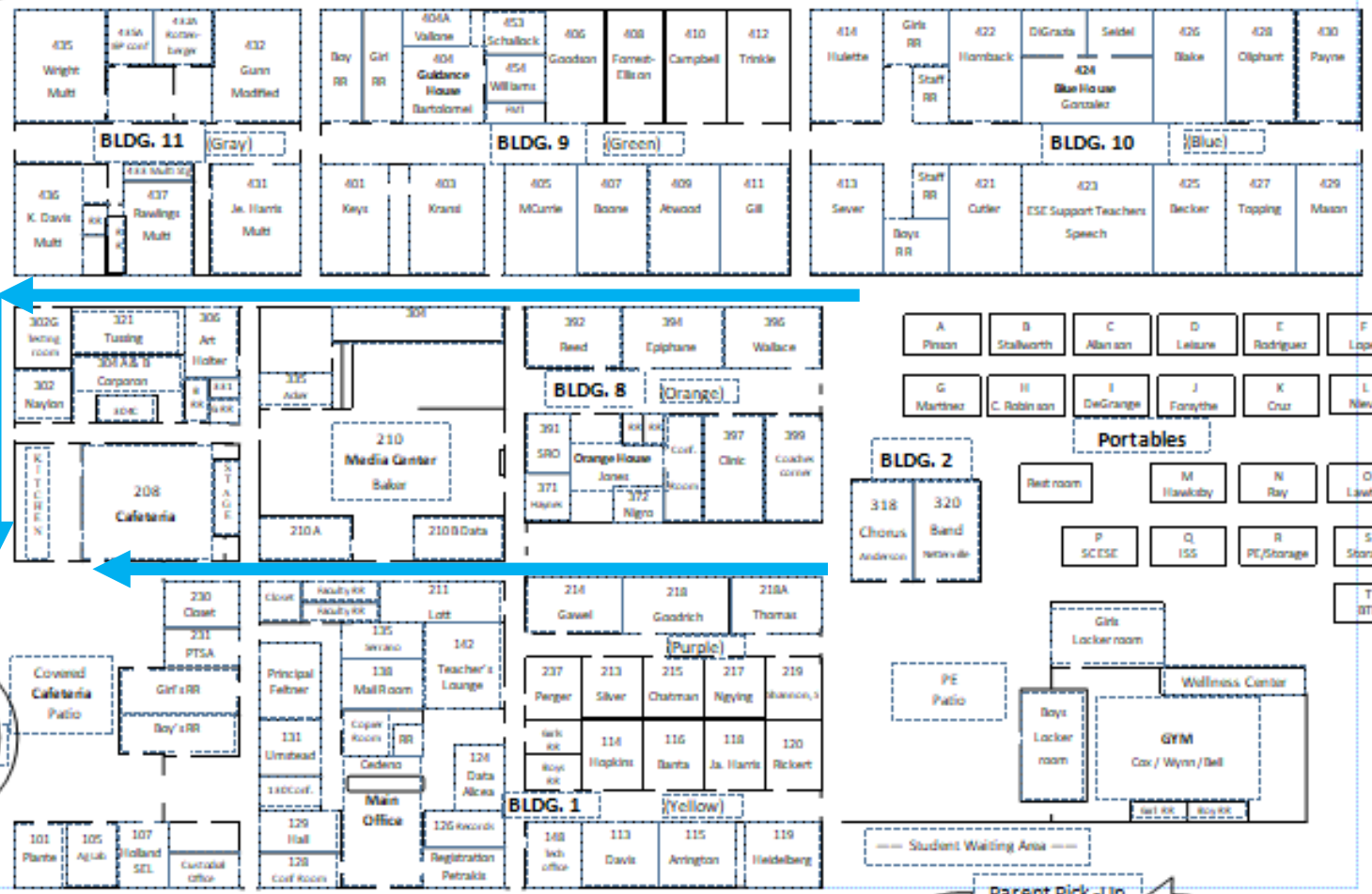
To Barn



Bus Straight Away

Deltona Blvd.

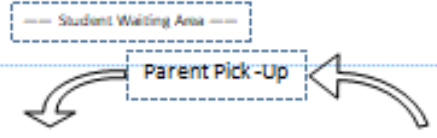
DeBary Blvd.



Time to go home!

Bus Riders

The ONLY way to get to the busses is from the back sidewalk or through the café patio.

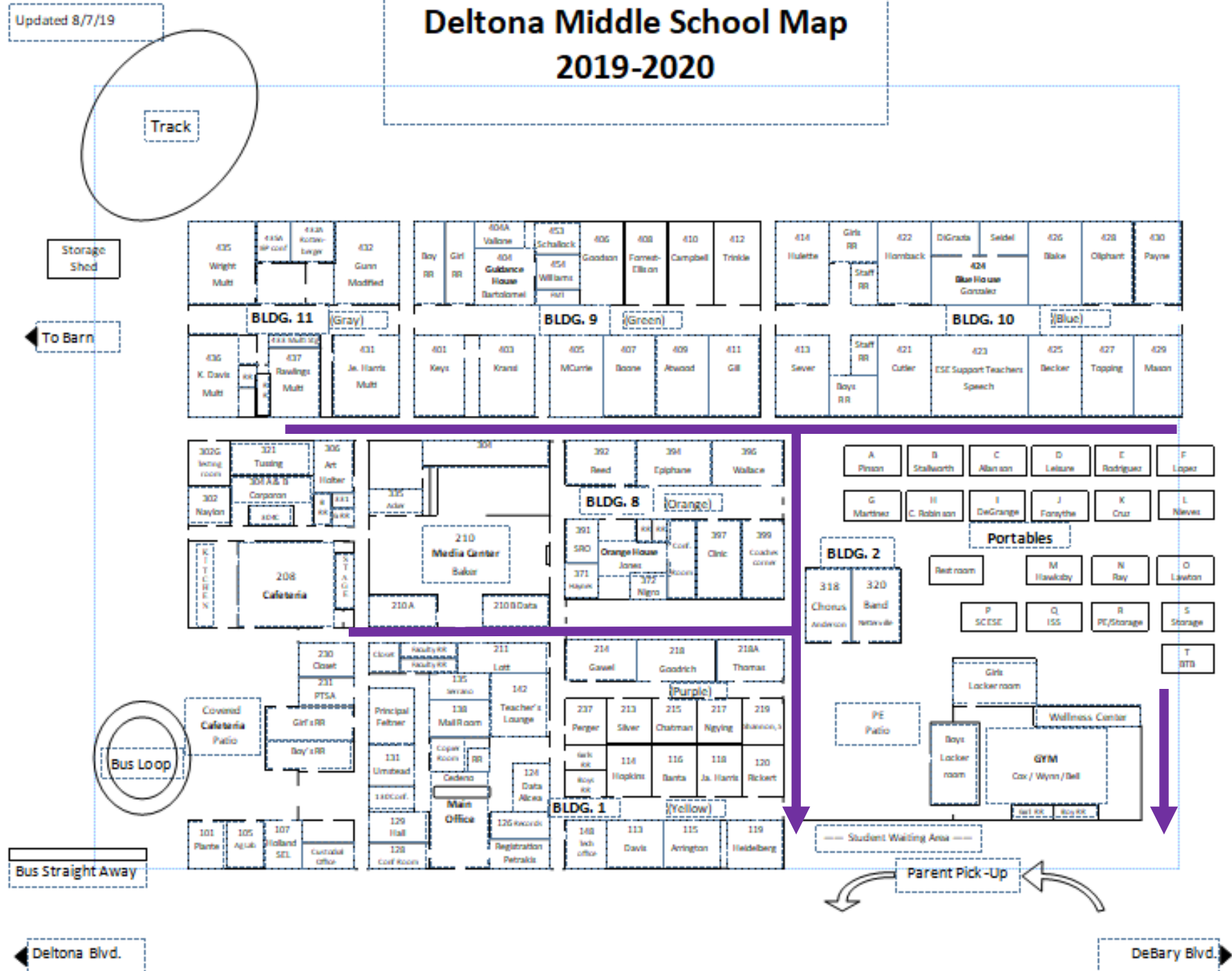


Student Waiting Area

Time to go home!

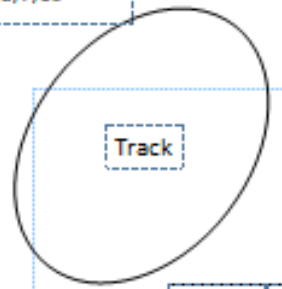
Parent Pick-Up

The ONLY way to get to Parent Pick-Up is through the PE Patio gate or from the portable area.



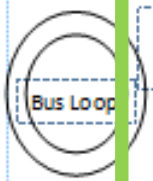
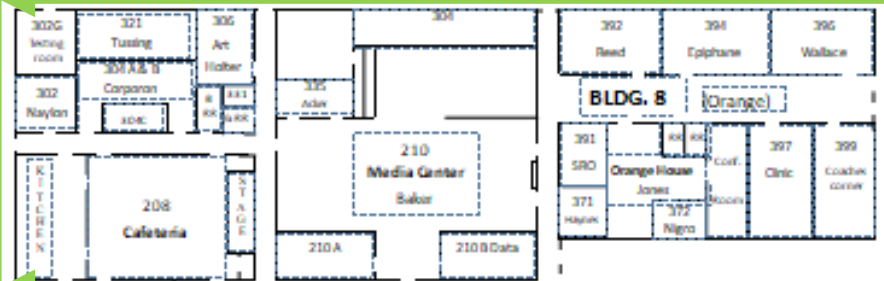
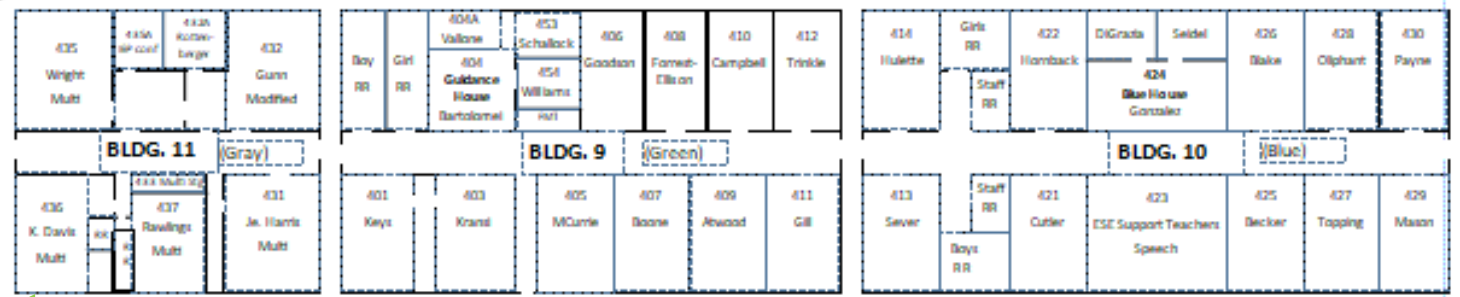
Deltona Middle School Map 2019-2020

Updated 8/7/19

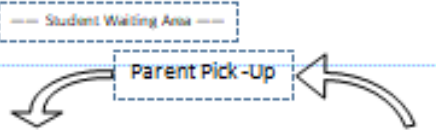


Storage Shed

To Barn



Bus Straight Away



Deltona Blvd.

DeBary Blvd.

Time to go home!
Walkers & Bike Riders
The ONLY way to get to exit campus is to take the sidewalk to the bike racks.